

DM835

Bluetooth On-wall Stereo Music Amplifier



Description

DM835 is a convenient and efficient on-wall stereo music amplifier. It has three colors, with luxurious appearance design, pure and noble. It has abundant audio sources, including FM, SD, BT, USB, AUX, can realize quick and convenient play. The speaker outputs are 8 ohms low-impedance outputs and the frequency response is 20Hz-20 kHz. Supports FM radio, and it can store 20 channels. The audio formats include MP3, WMA, WAV, FLAC and so on. It support infrared remote controller, and has a LED display screen. You can see that the time, the title and the total number of songs on the screen. You also can control the volume, working state by buttons and remote control. It is very suitable for offices, restaurants, shops, bedroom, etc.

Features

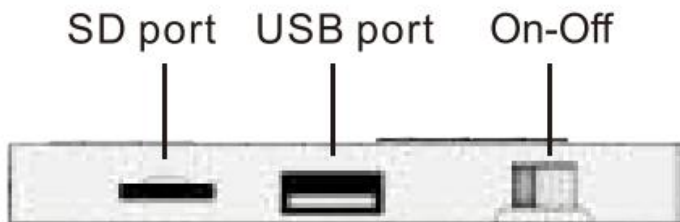

- Standard 86 box, luxurious appearance design with LED screen.
- Built-in 2x10 W high efficient amplifier @ 8Ω.
- Music source: USB, Micro SD, Bluetooth and FM, 1 AUX input, 1 AUX output.
- Can store 20 radio channels, support automatic and manual search.
- Wide Freq. Response 20Hz~20kHz for excellent music effect.
- Support common music format as MP3, WMA, WAV, FLAC, etc.
- With remote controller for convenient use.

Specifications

Model	DM835
Output Power	2 x10W

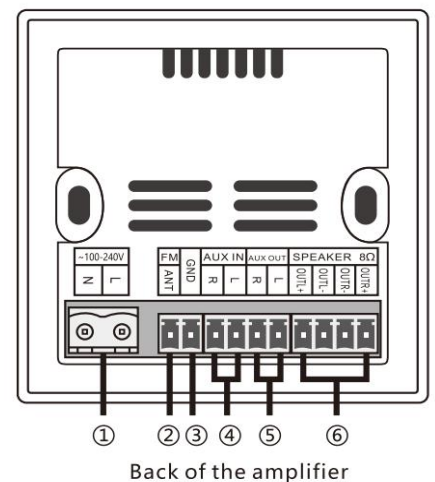
Impedance:	8Ω
Harmonic distortion	≤0.03% (1kHz,1W,8Ω)
The ratio of signal to noise	>81dB
Frequency response	20Hz -20kHz
Memory card capacity	128MB-16GB
Audio format	MP3, WMA, WAV, FLAC, etc.
Bluetooth	BT2.1+EDR
Power supply	AC 100-240V/50-60Hz
Product dimension	86*86*38MM (L*W*H)

Product Information:

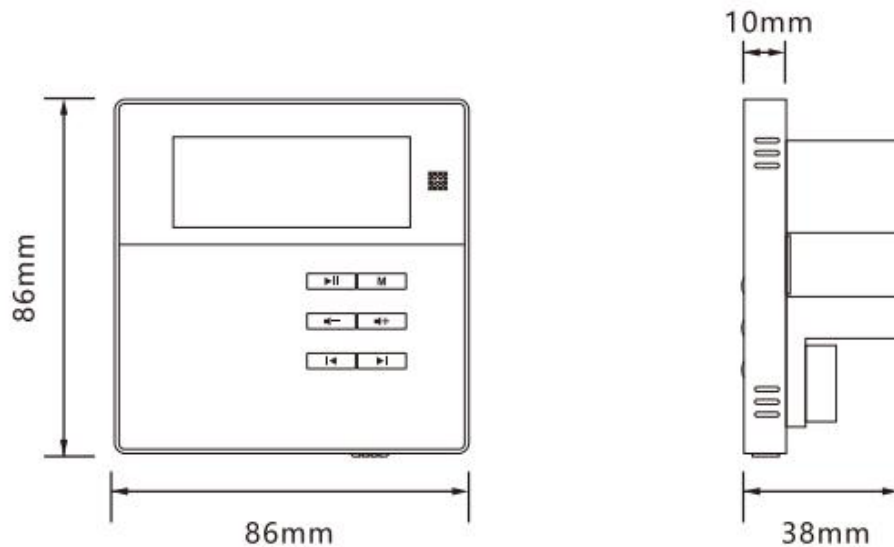


- ① **Power input:** ~100-240V
- ② **FM antenna**
- ③ **Signal ground**
- ④ **Audio input**(2x0.3 mm² double-shielded audio cable)
- ⑤ **Audio output**(2x0.3 mm² double-shielded audio cable)
- ⑥ **Power amplifier output**(Oxygen-free copper speaker cable)

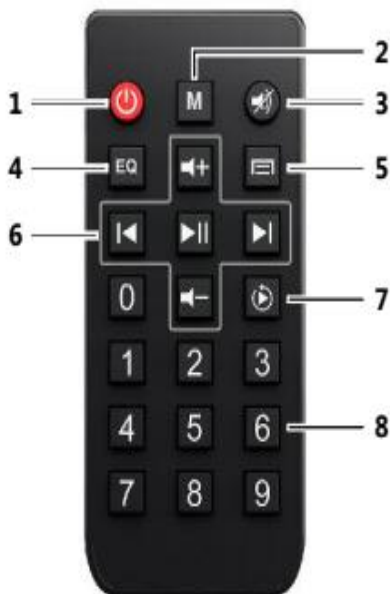
Note: All wire connections shall not be naked.



Dimension:



Remote Controller:



1. Standby Switch

2. Mode Selection: Click the key, it will display FM radio receiver, USB, SD, AUX, BLUETOOTH.

3. Mute

4. Voice Mode Selection

5. Menu(not available yet)

6. Play Control Area: Able to play/pause, move to previous and next songs, and control the volume.

7. Play Mode Selection: Click the key, it will display single cycle and order play.

8. Number Key Area: When it is under SD card mode, you can choose a track to play directly by pressing the number key; and when it is under FM mode, you can input an FM frequency directly by pressing the number key.