

MP610U 6 Zones Paging and Music Mixer Amplifier with USB & Tuner



Features

- 100V & 4-16 Ω , rated power 250W
- Support USB / SD / FM radio, with built-in chime
- 4 MIC inputs, Mic 1 with priority and muting fun
- 3 AUX line input & 1 AUX line output for power extension
- Each AUX & Mic input with individual volume

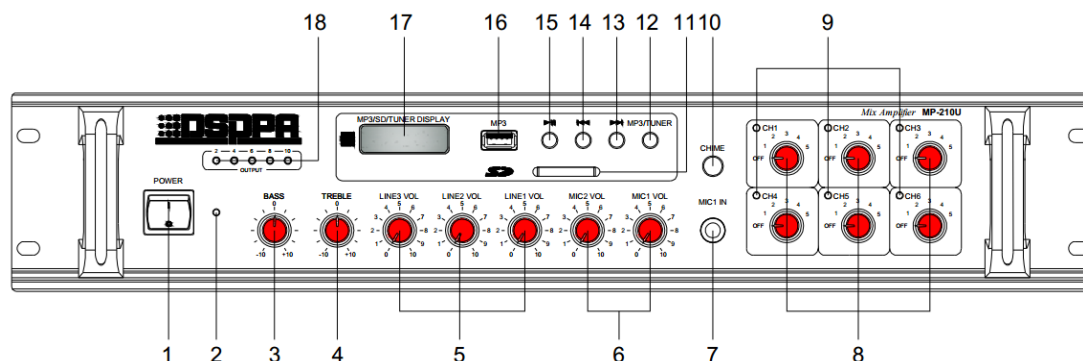
Description

This mixing amplifier is rated at 250W and 4-16 Ω speaker output are provided. There are 3 unbalanced microphones inputs and 3 aux inputs. Bass and treble controls and master volume control are provided. This amplifier can be applied to different occasions, such as supermarket, classroom, etc. Extensive protection from short-circuit, overload and high temp is ensured. Automatic cooling system ensures the extreme quite sound system.

Specification

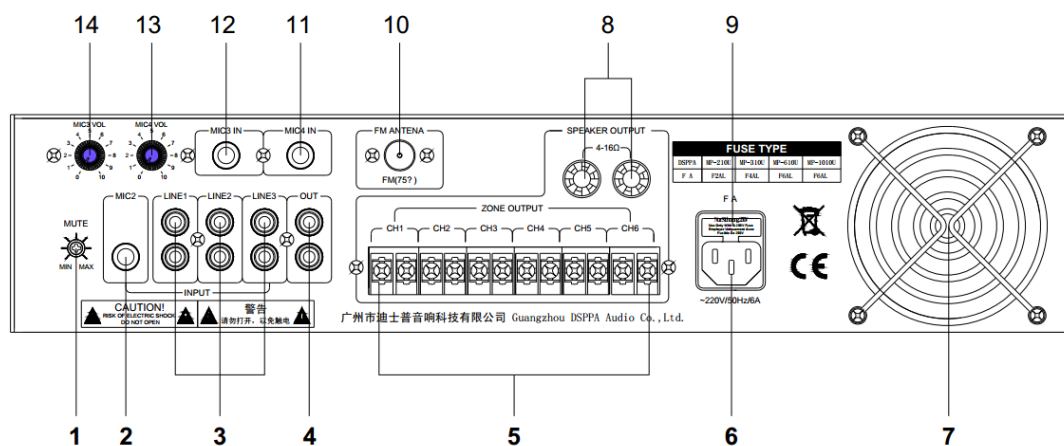
Model	MP610U
Rated output	250W
Speaker output	100V & 4-16 Ω ,
Input sensitivity	MIC: 3.0mV(± 0.5 mV) LINE: 300mV(± 50 mV)
Frequency response	80Hz-16kHz (± 3 dB)
Distortion	Less than 1% (at 1kHz, 1/3 rated output voltage)
The ratio of signal to noise	MIC: more than 71dB LINE: more than 85dB
Protection	DC voltage; overload; short-circuit.
Power requirements	AC 220V-240V/50Hz-60Hz
Power consumption	500W
Outer Packing Size (mm)	(L×W×H)520×430×195
Unit Size (mm)	(L×W×H)418×338×88
Gross weight	14kg
Net weight	16kg

FRONT PANEL



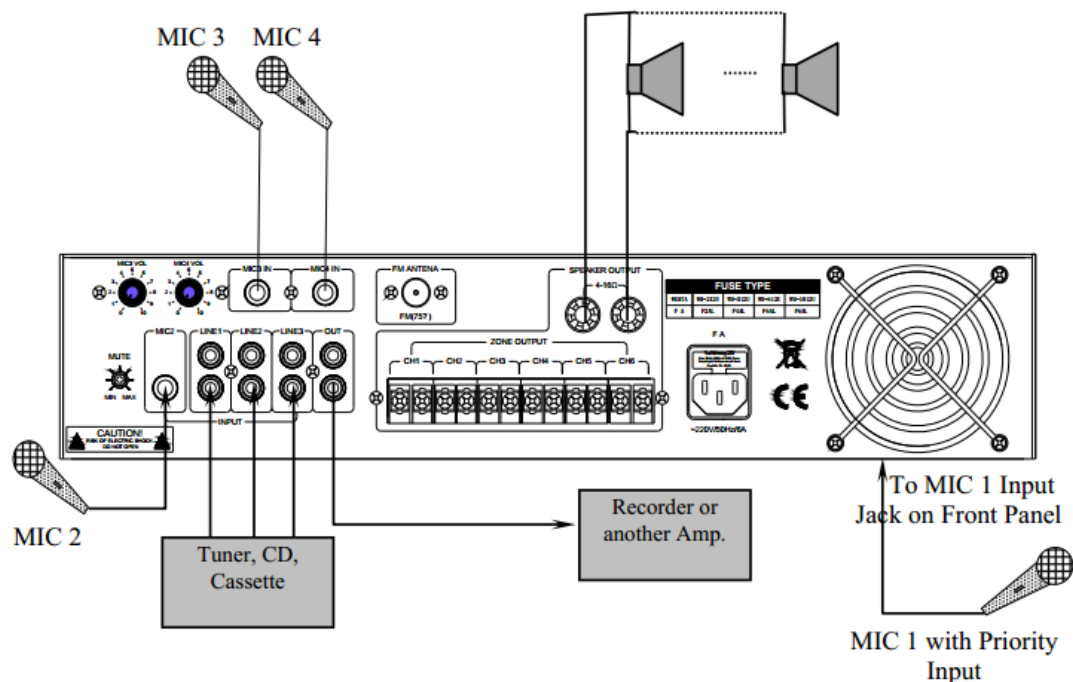
- | | | |
|---------------------------------------|-----------------------------------|---------------------------------------|
| 1 Power Switch | 10 Chime Button | 6 MIC Input Volume Adjustment Button |
| 2 LED Power Indicator | 11 MP3 SD Jack | 15 MP3/tuner status operation key |
| 3 Bass Adjustment Button | 12 MP3/tuner select key | 7 MIC 1 Priority Input Jack |
| 4 Treble Adjustment Button | 13 MP3/tuner status operation key | 16 MP3 USB Jack |
| 5 Line Input Volume Adjustment Button | 14 MP3/tuner status operation key | 8 Zone Volume Adjustment Button (1-6) |
| | | 17 MP3/tuner status display |
| | | 9 Zone Level Indicator |
| | | 18 Five-unit LED Level Mete |

REAR PANEL

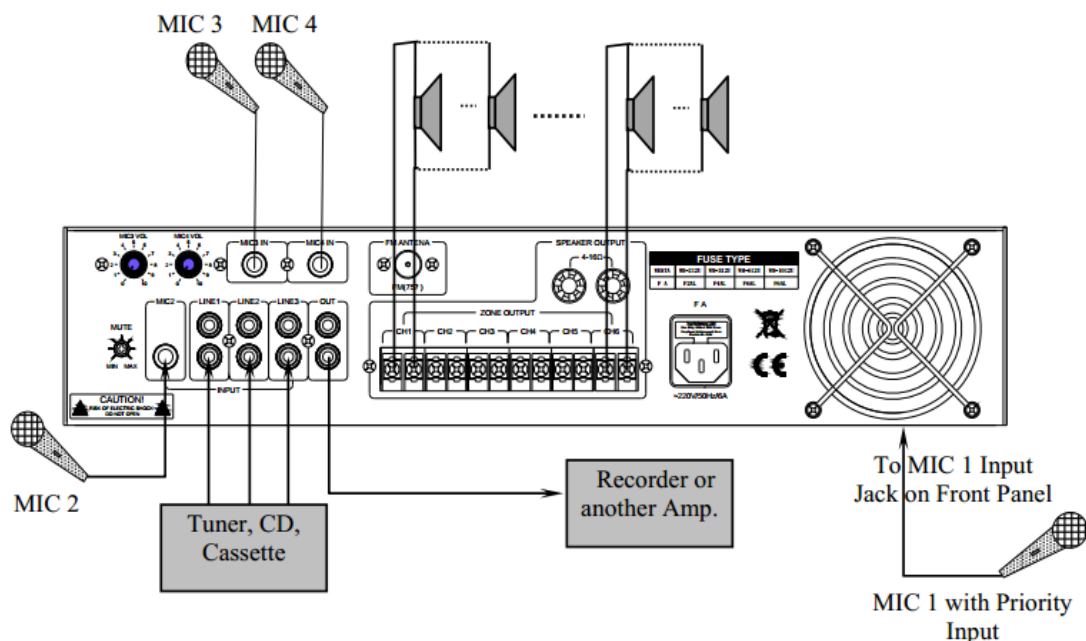


- | | |
|--|-----------------------------|
| 1 Mute control Button | 7 Fan Exhaust Window |
| 2 MIC 2 Input Jack | 8 Speaker Output Terminal |
| 3 Line Input Jack 1, 2, 3 | 9 AC Power Fuse |
| 4 AUX Output Jack | 10 FM antenna Jack |
| (Link with another amplifier or recording equipment) | 11 MIC4 Input Jack |
| 5 6-zone Output | 12 MIC3 Input Jack |
| 6 AC Power Source Insert | 13 MIC4 Input Volume Button |
| | 14 MIC3 Input Volume Button |

CONNECTIONS (without multi-zone outputs)



CONNECTIONS (with multi-zone outputs)



Note:

Individual zone opening and closing may be achieved by adjusting **Zone Volume Adjustment Button** on **Front Panel**.