

D6232

Discussion Voting Embedded Delegate Unit of Conference System



Description

D6232 embedded delegate microphone with voting function is a professional conference system Microphone with sensitive buttons and easy to operate. Not only does it have exquisite embedded structure design, removable microphone rod, easy to use, but also with strong anti-interference capability. It can be integrated with the D6201 series of conference systems to form a comprehensive solution for high-quality conference systems.

Features

- Exquisite embedded structure design, removable microphone rod, easy to use.
- A speech conference unit integrating speech and voting functions.
- With 2m dedicated 8-pin DIN high-density cable, and an aviation male connector.
- Electret cardioid directional condenser pickup microphone, with two-color indicator ring (red/green), red for speaking, green for applying for speaking.
- The standard knob-type gooseneck microphone rod is available in 315mm and 415mm, and black and silver.
- The microphone rod can be removed during recess for easy maintenance and preservation.
- With 3.5mm stereo headphone jack for headphone connection.
- With super strong anti-interference capability.
- With microphone on/off button and 5 voting buttons, with a chairman priority button for the chairman unit.
- With button sign-in function.
- With a unique ID for each conference unit.
- With a high-brightness LCD screen, it can display the following information in real time when the unit is working.
- Equipped with a camera, it can realize automatic tracking after setting by the digital conference system host or PC control software.
- Equipped with the control host, the unit has a self-test function. The items to be tested include: buttons,

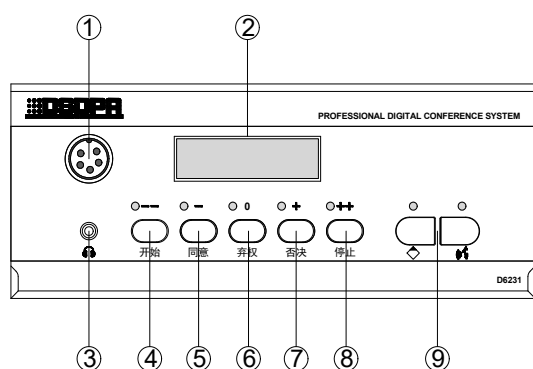
MIC, LED indicator, and LCD screen.

- The unit is a passive device, powered by the system host, with the input voltage of 24V.
- Through the host settings, the chairman unit has the priority function (can mute or turn off all delegate units), and the podium mode (the chairman unit is always on).
- The chairman unit has the function of approving the application for speaking from the delegate unit.
- The chairman unit can be turned on freely without being restricted by the number of speaking mics.
- The chairman unit has the priority function of fully controlling the conference order.
- The connection position of the chairman unit is not restricted.
- Support “hand-in-hand”, “T-type” and “+ -type” connection modes.

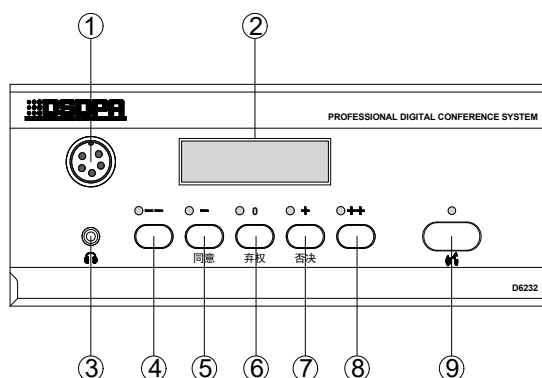
Specifications

Model	D6232
Structure Type	Embedded
Static Power Consumption	<1W
Maximum Power Consumption	2W
SNR	>80dB
Crosstalk Attenuation	>80dB
Harmonic Distortion	<0.5%
Headphone Output	9dBu, 8-32Ω, 3.5mm
Working Power	Host power supply DC24V
Unit Interface	8-pin DIN dedicated interface
Microphone Type	Electret cardioid condenser
Sensitivity	-45dBV/pa
Input Impedance	2kΩ
Equivalent Noise	20dB(SPL)
MAX. SPL.	125dB(THD<3%)
Outer Dimensions (L×W×H)	215×86×75mm
Panel Dimensions (L×W×H)	215×86×6mm
Chassis Dimensions (L×W)	198×68mm
Net Weight	1kg

Front / Rear Panel



Top View of Chairman Unit



Top View of Delegate Unit

1. MIC Jack

- A removable 5-pin spiral microphone jack.

2. LCD High-brightness Display

- Display the unit ID number, working status, voting results and operation information in real time.

3. Headphone Jack

- Connect with a 3.5mm plug.

4. “-” Button

- Used with the PC software for rating operation, please refer to the user manual of the PC software for specific operation methods.

5. “-” Button

- Used to select display language and vote. Used with the PC software for rating operation.

6. “0” Button

- Used to check microphone status, vote, and select display language.

7. “+” Button

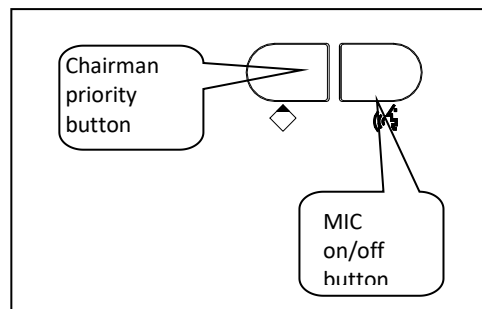
- Used to select display language, vote, and return. Used with the PC software for rating operation.

8. “+ +” Button

- Used to end a voting / return. Used with the PC software for rating operation.

9. MIC ON/OFF Button & Indicator

- The MIC ON/OFF button / APPLY button and indicator of the delegate unit. The MIC ON/OFF button and the chairman priority button and indicators of the chairman unit.



- The indicator is on when the MIC ON/OFF button is pressed to turn on the microphone, while the indicator flashes during unit renumbering and camera tracking.
- Press the chairman priority button to mute or turn off the unit that is speaking.

System Diagram

